

Victaulic® FireLock™ Series FL-SA/NZ Specific Application, Open Response Foam Nozzle Sprinklers K2.8 (4.0), K5.6 (8.1)



1.0 PRODUCT DESCRIPTION

SIN	FOAM NOZZLE	
	V2601	V2603
ORIENTATION	PENDENT	PENDENT
K-FACTOR ¹	2.8 Imp./4.0 S.I.	5.6 Imp./8.1 S.I.
CONNECTION	½" NPT/15mm BSPT	½" NPT/15mm BSPT
MAX. WORKING PRESSURE	175 psi (1200 kPa)	175 psi (1200 kPa)
GLOBE EQUIVALENT	Model J	Model J

AVAILABLE WRENCHES	
SPRINKLER	V26 Open
V26	■

Min. Operating Pressure: UL: 15 psi/103 kPa/1.03 bar

¹ For K-Factor when pressure is measured in bar, multiply S.I. units by 10.0.

2.0 CERTIFICATION/LISTINGS



APPROVALS/LISTINGS		
SIN	V2601	V2603
Nominal K Factor Imperial	2.8	5.6
Nominal K Factor S.I. ²	4.0	8.1
Orientation	Pendent	Pendent
Approvals/Listings	cULus	

² For K-Factor when pressure is measured in Bar, multiply S.I. units by 10.

NOTE

- Listings and approval as of printing.
- For updated list of approved foam concentrates, see UL Listings for the individual foam manufacturer.

ALWAYS REFER TO ANY NOTIFICATIONS AT THE END OF THIS DOCUMENT REGARDING PRODUCT INSTALLATION, MAINTENANCE OR SUPPORT.



3.0 SPECIFICATIONS – MATERIAL

Deflector: Brass

Load Screw: Stainless steel

Frame: Bronze

Orifice Insert: Brass

Mounting Plate: Stainless steel

Screen Mesh: Stainless steel

Retaining Ring: Stainless steel

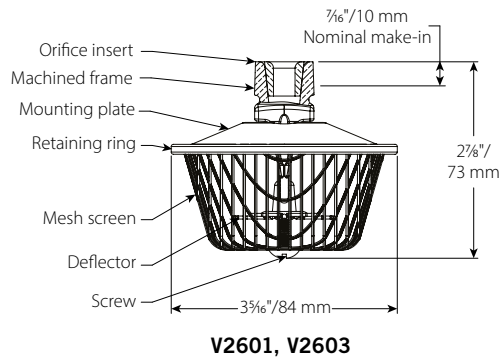
Installation Wrench: Ductile iron

Sprinkler Frame Finishes: Plain brass

NOTE

- For cabinets and other accessories refer to separate sheet.
- Orifice Insert: V2601 ONLY

4.0 DIMENSIONS









5.0 PERFORMANCE

Sprinkler is to be installed and designed as per NFPA or any local standards.

NOTES

- Data shown is approximate and can vary due to differences in installation.
- These graphs illustrate approximate trajectories, floor-wetting, and wall-wetting patterns for these specific Victaulic FireLock Automatic Sprinklers. They are provided as information for guidance in avoiding obstructions to sprinklers and should not be used as minimum sprinkler spacing rules for installation. Refer to the appropriate NFPA National Fire Code and the authority having jurisdiction for specific information regarding obstructions, spacing limitations and area of coverage requirements. Failure to follow these guidelines could adversely affect the performance of the sprinkler and will void all Listings, Approvals and Warranties.
- All patterns are symmetrical to the centerline of the waterway

6.0 NOTIFICATIONS

 WARNING	
    	<ul style="list-style-type: none"> • Read and understand all instructions before attempting to install any Victaulic products. • Always verify that the piping system has been completely depressurized and drained immediately prior to installation, removal, adjustment, or maintenance of any Victaulic products. • Wear safety glasses, hardhat, and foot protection. <p>Failure to follow these instructions could result in death or serious personal injury and property damage.</p>
<ul style="list-style-type: none"> • These products shall be used only in fire protection systems that are designed and installed in accordance with current, applicable National Fire Protection Association (NFPA 13, 13D, 13R, etc.) standards, or equivalent standards, and in accordance with applicable building and fire codes. These standards and codes contain important information regarding protection of systems from freezing temperatures, corrosion, mechanical damage, etc. • The installer shall understand the use of this product and why it was specified for the particular application. • The installer shall understand common industry safety standards and potential consequences of improper product installation. • It is the system designer's responsibility to verify suitability of materials for use with the intended fluid media within the piping system and external environment. • The material specifier shall evaluate the effect of chemical composition, pH level, operating temperature, chloride level, oxygen level, and flow rate on materials to confirm system life will be acceptable for the intended service. <p>Failure to follow installation requirements and local and national codes and standards could compromise system integrity or cause system failure, resulting in death or serious personal injury and property damage.</p>	

7.0 REFERENCE MATERIALS

[I-40: Victaulic FireLock™ Automatic Sprinklers Installation and Maintenance Instructions](#)

User Responsibility for Product Selection and Suitability

Each user bears final responsibility for making a determination as to the suitability of Victaulic products for a particular end-use application, in accordance with industry standards and project specifications, as well as Victaulic performance, maintenance, safety, and warning instructions. Nothing in this or any other document, nor any verbal recommendation, advice, or opinion from any Victaulic employee, shall be deemed to alter, vary, supersede, or waive any provision of Victaulic Company's standard conditions of sale, installation guide, or this disclaimer.

Intellectual Property Rights

No statement contained herein concerning a possible or suggested use of any material, product, service, or design is intended, or should be construed, to grant any license under any patent or other intellectual property right of Victaulic or any of its subsidiaries or affiliates covering such use or design, or as a recommendation for the use of such material, product, service, or design in the infringement of any patent or other intellectual property right. The terms "Patented" or "Patent Pending" refer to design or utility patents or patent applications for articles and/or methods of use in the United States and/or other countries.

Note

This product shall be manufactured by Victaulic or to Victaulic specifications. All products to be installed in accordance with current Victaulic installation/assembly instructions. Victaulic reserves the right to change product specifications, designs and standard equipment without notice and without incurring obligations.

Installation

Reference should always be made to the Victaulic installation handbook or installation instructions of the product you are installing. Handbooks are included with each shipment of Victaulic products, providing complete installation and assembly data, and are available in PDF format on our website at www.victaulic.com.

Warranty

Refer to the Warranty section of the current Price List or contact Victaulic for details.

Trademarks

Victaulic and all other Victaulic marks are the trademarks or registered trademarks of Victaulic Company, and/or its affiliated entities, in the U.S. and/or other countries.