

PMA - PTA



PRESSURE SWITCHES FOR AIR COMPRESSORS PMA/12 - PTA/12 PMA/12RP - PTA/12RP

- Pressure switches for use with air compressors
- The switch ensures automatically starting and stopping of the compressor according to the preset pressure values
- Electrical contacts: normally closed, made of brass alloy with Ag-Ni surfacing
- Terminals with M4 screws and 8x8 mm pressure dice
- Oil-resistant NBR rubber membrane with textile insert
- 1/4" F galvanised steel hydraulic connection
- Standard protection degree IP 44
- Max ambient temperature 55°C
- Tear resistant cable clamps
- Cover with on/off button
- Air-relief valve for 6 mm diameter pipe with delayed closing system for model PMA single phase, and with instant-closing action for model PTA three phase

APPLICATIONS: Pressure switches for air compressors



TECHNICAL DATA

PMA/12 PTA/12

Pressure range: 3 - 12 bar 3 - 12 bar

Factory setting: 6 - 8 bar 6 - 8 bar

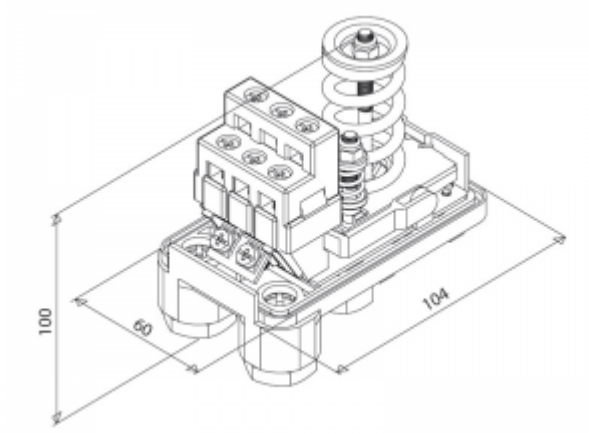
Min differential: 1.5 bar 1.5 bar

Max differential: 5 bar 5 bar

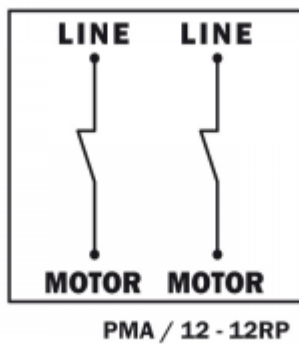
Rated current: 16A (10A) 16A (10A)

Rated voltage: 250V 500V

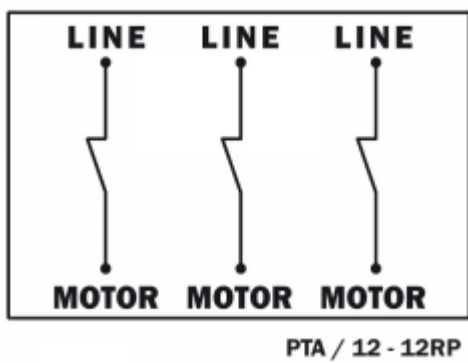
DRAWINGS




Dimensions PMA/12



Contacts arrangement PMA



Contacts arrangement PTA

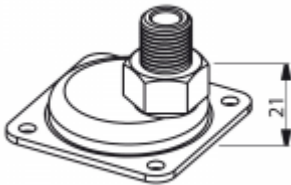


Setting diagram

ATTACH

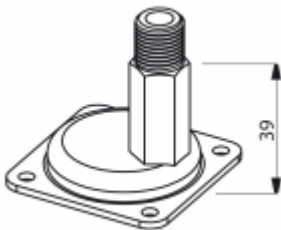
1/4" M GAS

Male



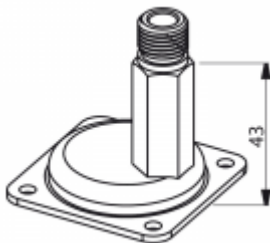
1/4" ML GAS

Long male



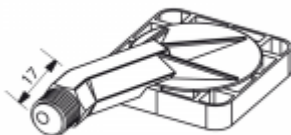
1/4" MF GAS

Long male



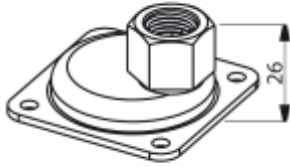
1/4" L GAS

Side male



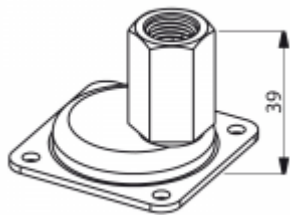
1/4" F GAS

Female



1/4" FL GAS

Long female



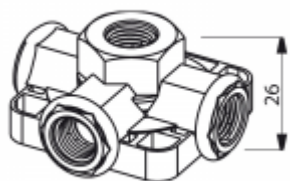
1/4" FG GAS

Female revolving nut



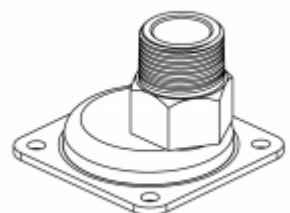
1/4" 4V

GAS Female - 4 ways



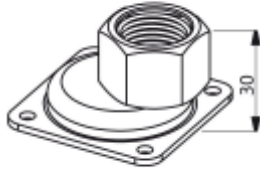
1/2" M GAS

Male

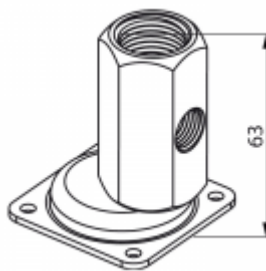


1/2" F GAS

Female



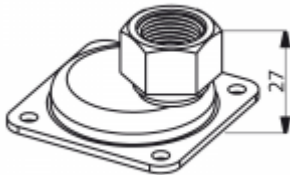
1/2" 2V



1 way 1/2" + 1 way 1/4" Female

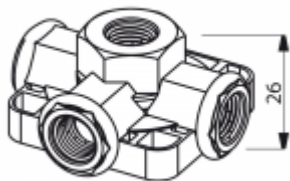
3/8" FG GAS

Female revolving nut



3/8" 4V

3 ways 1/4" + 1 way 3/8" Female



OPTIONAL

Electrical cables for motor and line connection



Version with electrical cables for motor and line connection

Customized settings



Customized settings

Special springs for not standard adjustment ranges



Special springs for not standard adjustment ranges

Graduated scale



Graduated scale on the device for an easy adjustment of their cut-in pressure

Reinforced electric contacts up to 20A current



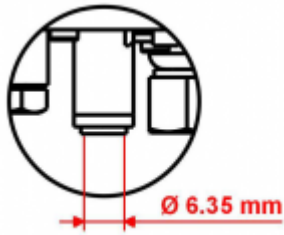
Reinforced electric contacts up to **20A** current

Blind cable clamps



One of the two cable clamps can be supplied blind

Air-relief valve Ø 6.35



Air-relief valve for 6,35 mm diameter pipe



Any unauthorized reproduction or distribution of this document is forbidden. Italtecnica reserves the right to bring without notice any modification on technical data described in the present document. Italtecnica is not liable for any possible mistakes or omissions of the content.